

PROPOSED FLATS AT
MOGAPPAIR ERI SCHEME
IN S.NO.383,384,430Pt,
431,437Pt,442 TO 457 OF
MOGAPPAIR VILLAGE,
AMBATTUR TALUK, M.G.R
DISTRICT
HOUSING BOARD, CHENNAI.

NOTES :
1. ALL DIMENSIONS ARE IN METRES UNLESS NOTED OTHERWISE.

PROJECT DATA :

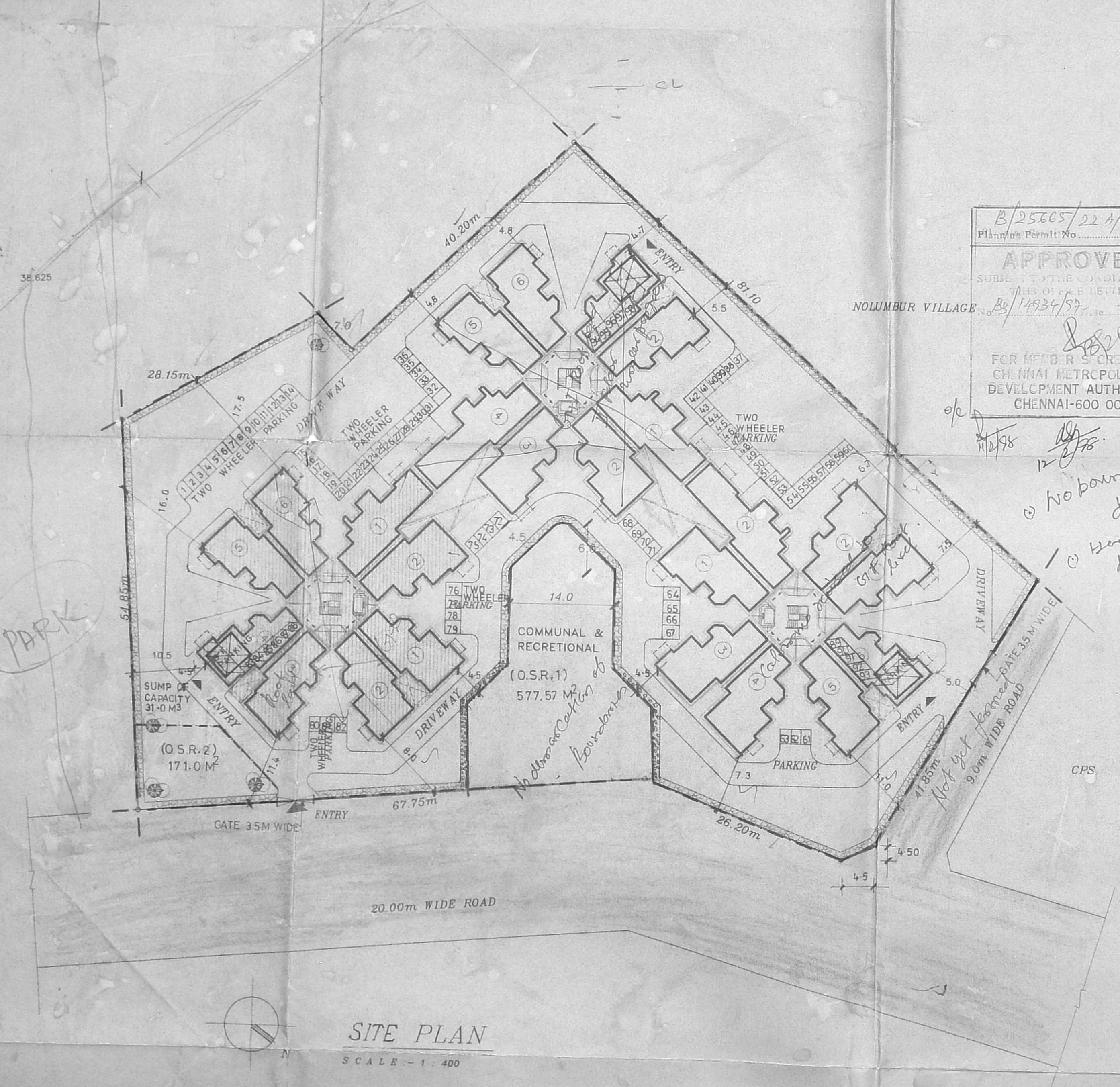
PROPOSED FLATS AT FLAT AREA NO.11 FOR
MOGAPPAIR ERI SCHEME IN S.NO.442 PART OF
MOGAPPAIR VILLAGE, AMBATTUR
TALUK, M.G.R DISTRICT.

FLAT AREA TYPE - FB₃-90M²

TOTAL EXTENT OF SITE	7045.94 M ²
NUMBER OF FLATS PER BLOCK	93
NUMBER OF BLOCKS	1
TOTAL NUMBER OF FLATS (93x1)	93
TOTAL BUILDING AREA	8370 M ²
COVERAGE	30.66%
F.S.I UTILISED	1.19
O.S.R REQUIRED (10% OF (7045 M ²))	704.5 M ²
O.S.R PROVIDED	748.0 M ²

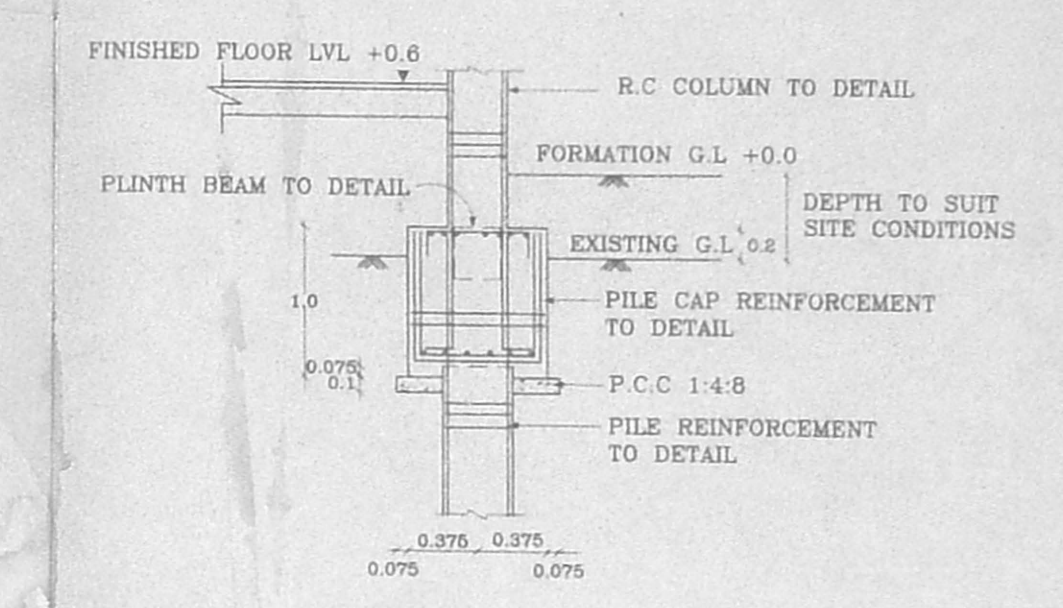
PARKING DATA :

	REQUIRED	PROVIDED
CAR PARKING	-	-
TWO WHEELER PARKING	93	93



B/25705/22 A/E/98
Planning Permit No.
APPROVED
SUBJECT TO CONDITIONS IN
THIS OFFICE LETTER.
B/14834/97
FOR MEMBER SECRETARY
CHENNAI METROPOLITAN
DEVELOPMENT AUTHORITY
CHENNAI-600 008.

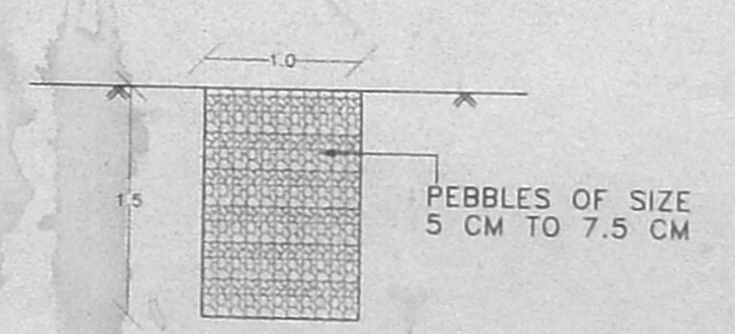
No boundary demarcation of the site. Hence the set-back plot measurements were not taken.



TYPICAL PILE FOUNDATION DETAIL
SCALE - 1:50

SIZE OF COLUMNS:

1	0.23 X 0.23
2	0.23 X 0.30
3	0.23 X 0.38
4	0.23 X 0.45
5	0.23 X 0.53



SECTION - YY
DETAIL FOR RAIN WATER
HARVESTING TRENCH
SCALE - 1:50

SITE PLAN
SCALE - 1:400

LEGEND:
BOUNDARY SHOWN IN BLACK :
PROPOSED SHOWN IN RED :

MOGAPPAIR ERI
NEIGHBOURHOOD SCHEME
TAMILNADU HOUSING BOARD

SITE PLAN



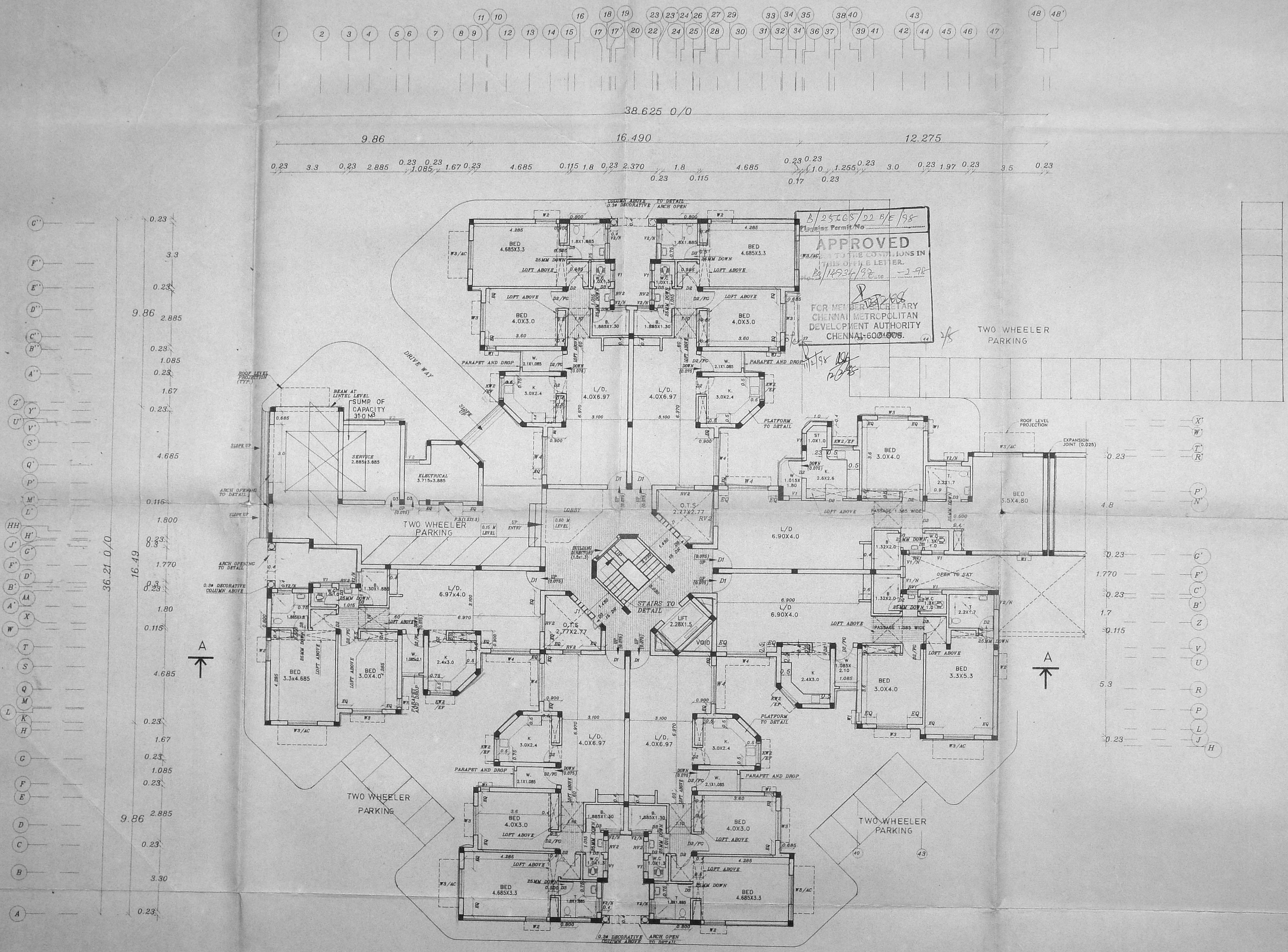
சென்னை மாநகராட்சி
கட்டிடத்துறை
கட்டிட அலுவலர்
சென்னை-600 008

FLAT AREA NO : 11 TYPE : FB₃-90M²
T.N.H.B SHEET NO : 11/1

PROPOSED FLATS AT
MOGAPPAIR ERI SCHEME
IN S.NO.383,384,430Pt,
431,437Pt,442 TO 457 OF
MOGAPPAIR VILLAGE,
AMBATTUR TALUK, M.G.R
DISTRICT FOR TAMILNADU
HOUSING BOARD, CHENNAI.

NOTES :
1. ALL DIMENSIONS ARE IN METRES UNLESS NOTED OTHERWISE.

CMDA D/PP No. 1
C. No. Es/14924/92
Scrutiny
P. A. [Signature]
[Signature] D.P. 2/5



SCHEDULE OF JOINERY :

DOORS :

D1 - DOOR	1.00 x 2.0
D2 - DOOR	0.90 x 2.0
D3 - DOOR	0.75 x 2.0
D4 - DOOR	0.50 x 2.0

WINDOWS :

W1 - WINDOW	0.60 x 1.3
SW2 - WINDOW	0.80 x 1.3
W2 - WINDOW	1.10 x 1.3
W3 - WINDOW	1.60 x 1.3
SW3 - WINDOW	1.40 x 1.3
W4 - WINDOW	2.10 x 1.3
KW1 - WINDOW	0.60 x 0.9
SKW - WINDOW	0.50 x 0.9
KW2 - WINDOW	1.05 x 0.9

VENTILATORS :

SV1 - VENTILATOR	0.45 x 0.60
SV2 - VENTILATOR	0.30 x 0.60
V1 - VENTILATOR	0.60 x 0.60
V2 - VENTILATOR	0.75 x 0.60
V3 - VENTILATOR	0.90 x 0.60
RV1 - VENTILATOR	0.60 x 0.40
RV2 - VENTILATOR	0.75 x 0.40
RV3 - VENTILATOR	0.90 x 0.40
FG - FIXED GLASS	varies x 0.45

R.C.JOLLY :

J1 - R.C.JOLLY	0.90 x 1.30
J2 - R.C.JOLLY	1.30 x 1.30
J3 - R.C.JOLLY	1.50 x 1.30

 N

GROUND FLOOR PLAN
SCALE 1 : 100

MOGAPPAIR ERI
NEIGHBOURHOOD SCHEME
TAMILNADU HOUSING BOARD

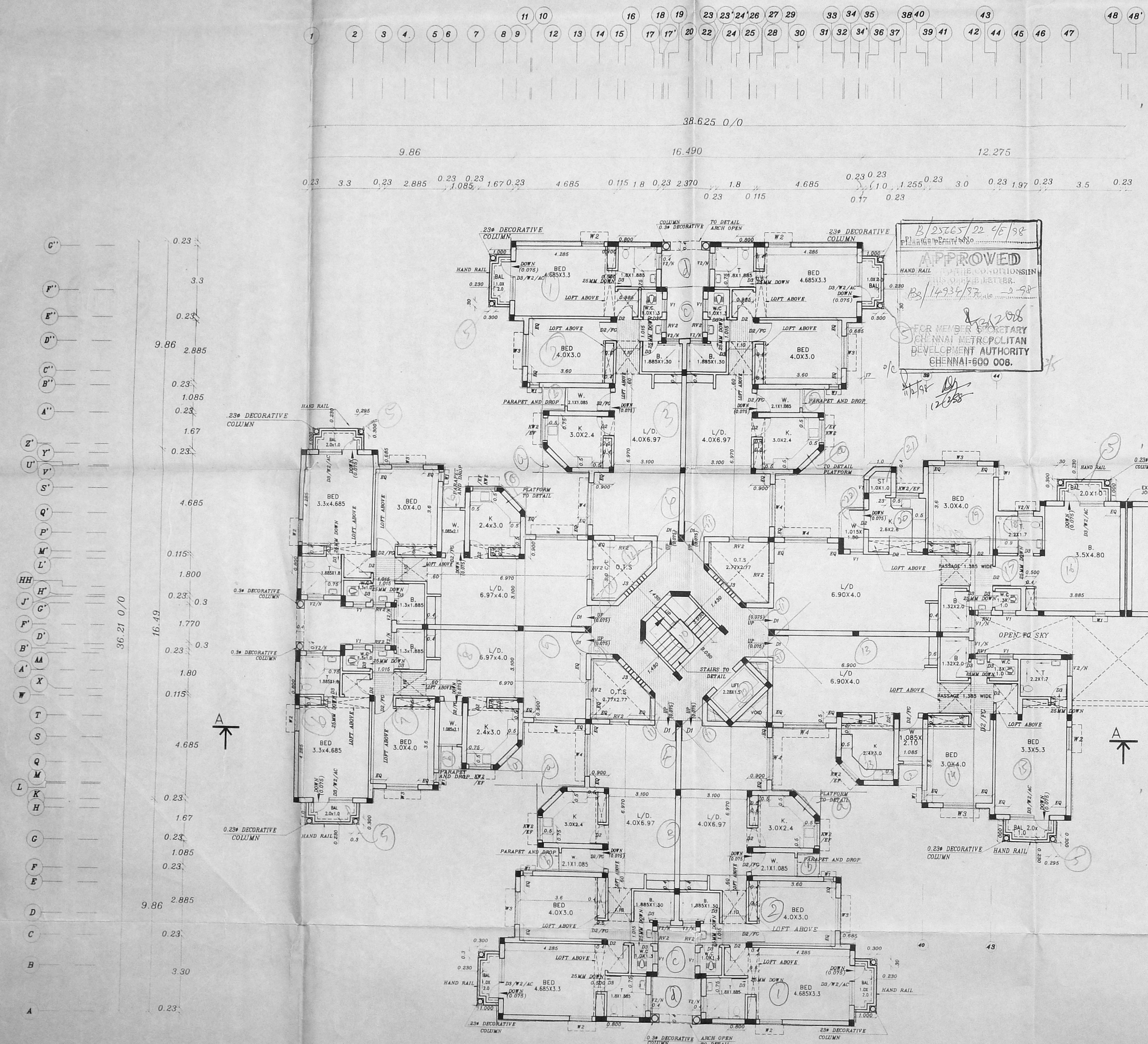
GROUND FLOOR PLAN

[Signature]
Geetha Kumaran,
பிளான் டி.பி.ஓ. அலுவலர்,
ஓபன் ஹவுசிங் திட்டம்,
சென்னை-600006.

PROPOSED FLATS AT
 MOGAPPAIR ERI SCHEME
 IN S.NO.383,384,430Pt,
 431,437Pt,442 TO 457 OF
 MOGAPPAIR VILLAGE,
 AMBATTUR TALUK, M.G.R
 DISTRICT FOR TAMILNADU
 HOUSING BOARD, CHENNAI.

NOTES :
 1. ALL DIMENSIONS ARE IN METRES UNLESS NOTED OTHERWISE.

CMDA B./PP No. /
 C.No. 83/14334/57
 Asst.
 Scrutiny
 P. A. 25/1/97
 D.P.



TYPICAL FLOOR PLAN (FIRST, SECOND & THIRD) 8x3 = 24 Du.
 SCALE 1:100

SCHEDULE OF JOINERY :

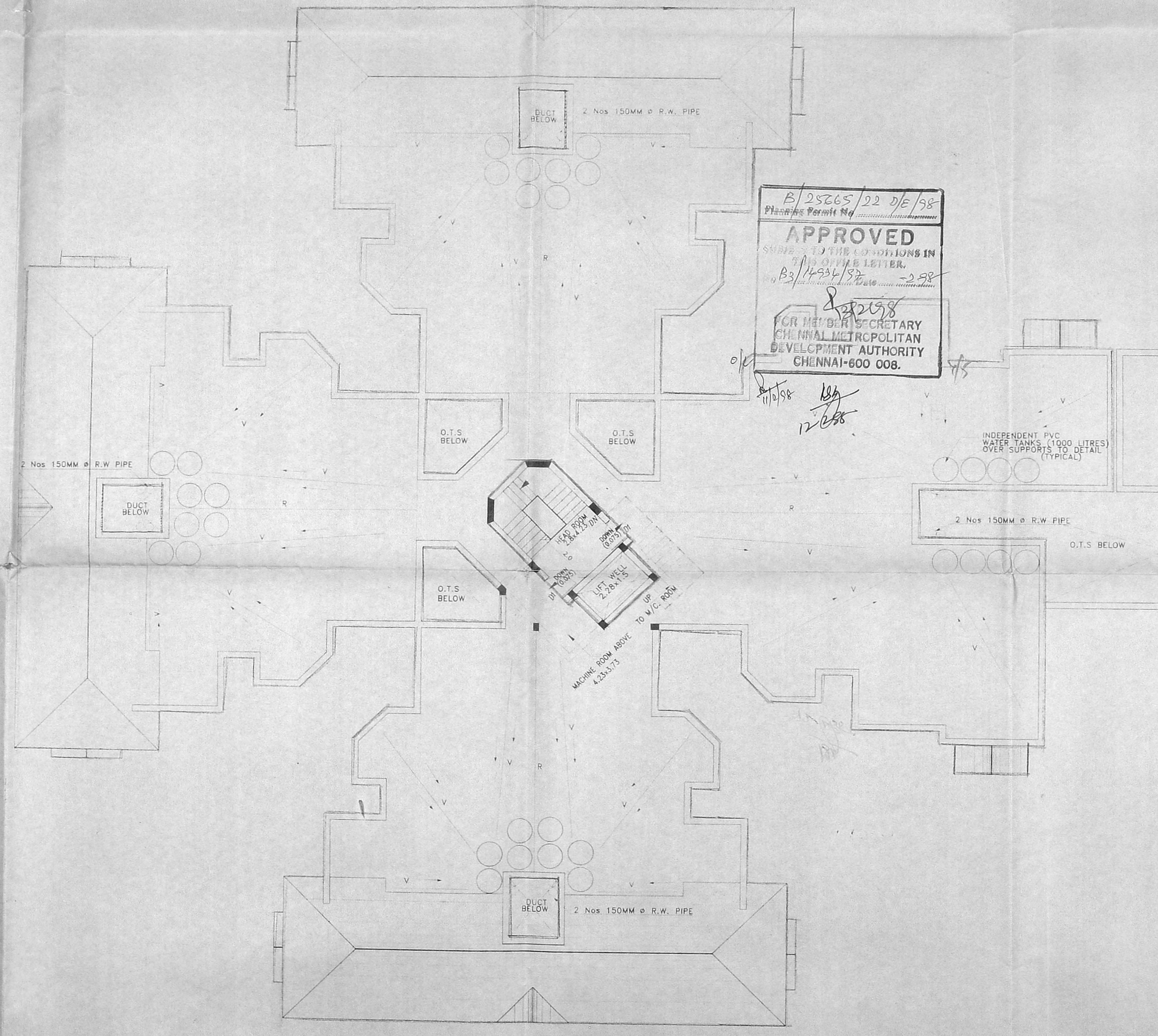
DOORS :	
D1 - DOOR	1.00 x 2.0
D2 - DOOR	0.90 x 2.0
D3 - DOOR	0.75 x 2.0
D4 - DOOR	0.50 x 2.0
WINDOWS :	
W1 - WINDOW	0.60 x 1.3
SW2 - WINDOW	0.80 x 1.3
W2 - WINDOW	1.10 x 1.3
W3 - WINDOW	1.60 x 1.3
SW3 - WINDOW	1.40 x 1.3
W4 - WINDOW	2.10 x 1.3
KW1 - WINDOW	0.60 x 0.9
SKW - WINDOW	0.50 x 0.9
KW2 - WINDOW	1.05 x 0.9
VENTILATORS :	
SV1 - VENTILATOR	0.45 x 0.60
SV2 - VENTILATOR	0.30 x 0.60
V1 - VENTILATOR	0.60 x 0.60
V2 - VENTILATOR	0.75 x 0.60
V3 - VENTILATOR	0.90 x 0.60
RV1 - VENTILATOR	0.60 x 0.40
RV2 - VENTILATOR	0.75 x 0.40
RV3 - VENTILATOR	0.90 x 0.40
FG - FIXED GLASS	varies x 0.45
R.C.JOLLY :	
J1 - R.C.JOLLY	0.90 x 1.30
J2 - R.C.JOLLY	1.30 x 1.30
J3 - R.C.JOLLY	1.50 x 1.30

MOGAPPAIR ERI
 NEIGHBOURHOOD SCHEME
 TAMILNADU HOUSING BOARD

TYPICAL FLOOR PLAN

சென்னை மாநகராட்சி
 மொகப்பாைரி திட்டம்
 திட்டமிடல் & கட்டுமானப்
 அமைச்சு
 திட்டமிடல், சென்னை-600017

PROPOSED FLATS AT
 MOGAPPAIR ERI SCHEME
 IN S.NO.383,384,430Pt,
 431,437Pt,442 TO 457 OF
 MOGAPPAIR VILLAGE,
 AMEATTUR TALUK M.G.R
 DISTRICT FOR TAMILNADU
 HOUSING BOARD, CHENNAI.



B/25265/22 D/E/98
 Planning Permit No.
APPROVED
 SUBJECT TO THE CONDITIONS IN
 SCHEDULE TO THE LETTER.
 B3/14336/98
 25/11/98
 FOR MEMBER SECRETARY
 CHENNAI METROPOLITAN
 DEVELOPMENT AUTHORITY
 CHENNAI-600 008.

NOTES :
 1. ALL DIMS. OTHER THAN NOTED
 ASST
 Scrutiny
 P. A. *[Signature]*
 A.P. *[Signature]*

SCHEDULE OF JOINERY :

DOORS :

D1 - DOOR	1.00 x 2.0
D2 - DOOR	0.90 x 2.0
D3 - DOOR	0.75 x 2.0
D4 - DOOR	0.50 x 2.0

WINDOWS :

W1 - WINDOW	0.60 x 1.3
SW2 - WINDOW	0.80 x 1.3
W2 - WINDOW	1.10 x 1.3
W3 - WINDOW	1.60 x 1.3
SW3 - WINDOW	1.40 x 1.3
W4 - WINDOW	2.10 x 1.3
KW1 - WINDOW	0.60 x 0.9
SkW - WINDOW	0.50 x 0.9
KW2 - WINDOW	1.05 x 0.9

VENTILATORS :

SV1 - VENTILATOR	0.45 x 0.60
SV2 - VENTILATOR	0.30 x 0.60
V1 - VENTILATOR	0.60 x 0.60
V2 - VENTILATOR	0.75 x 0.60
V3 - VENTILATOR	0.90 x 0.60
RV1 - VENTILATOR	0.60 x 0.40
RV2 - VENTILATOR	0.75 x 0.40
RV3 - VENTILATOR	0.90 x 0.40
FG - FIXED GLASS	varies x 0.45

R.C.JOLLY :

J1 - R.C.JOLLY	0.90 x 1.30
J2 - R.C.JOLLY	1.30 x 1.30
J3 - R.C.JOLLY	1.50 x 1.30

 TERRACE FLOOR PLAN
 SCALE 1 : 100

MOGAPPAIR ERI
 NEIGHBOURHOOD SCHEME
 TAMILNADU HOUSING BOARD

TERRACE FLOOR PLAN

[Handwritten signature]
 கனம் குடிமகன்,
 தமிழ்நாடு வீட்டுவசதி வாரியம்,
 மொகப்பாير விலாசம், கன்னியாகுமரி
 திருவள்ளூர், சென்னை-600101.

